

MAR 29 2022

FISCAL YEAR JULY 1, 2022 - JUNE 30, 2023  
 ADOPTION OF BUDGET AND CERTIFICATION OF CITY TAXES  
 The City of : EMMETSBURG County Name: PALO ALTO COUNTY  
**Adopted On: 3/28/2022 Resolution: 22-07**


AUDITOR'S OFFICE  
 PALO ALTO COUNTY


The below-signed certifies that the City Council, on the date stated above, lawfully approved the named resolution adopting a budget for next fiscal year, as summarized on this and the supporting pages.


		With Gas & Electric		Without Gas & Electric	
Regular	2a	134,777,345	2b	131,927,164	City Number: 74-686 Last Official Census: 3,706
DEBT SERVICE	3a	138,452,694	3b	135,602,513	
Ag Land	4a	828,238			

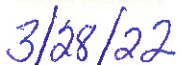
**TAXES LEVIED**

Purpose	Dollar Limit	ENTER FIRE DISTRICT RATE BELOW		Request with Utility Replacement	Property Taxes Levied		Rate
Regular General levy	8.10000			1,091,696	1,068,610	43	8.10000
<b>Non-Voted Other Permissible Levies</b>							
Contract for use of Bridge	0.67500				0	44	0.00000
Opr & Maint publicly owned Transit	0.95000				0	45	0.00000
Rent, Ins. Maint of Civic Center	Amt Nec				0	46	0.00000
Opr & Maint of City owned Civic Center	0.13500				0	47	0.00000
Planning a Sanitary Disposal Project	0.06750				0	48	0.00000
Aviation Authority (under sec 330A.15)	0.27000				0	49	0.00000
Levee Impr. fund in special charter city	0.06750				0	51	0.00000
Liability, property & self insurance costs	Amt Nec				0	52	0.00000
Support of a Local Emerg.Mgmt.Comm.	Amt Nec			462	0	465	0.00000
<b>Voted Other Permissible Levies</b>							
Instrumental/Vocal Music Groups	0.13500			18,195	17,810	53	0.13500
Memorial Building	0.81000				0	54	0.00000
Symphony Orchestra	0.13500				0	55	0.00000
Cultural & Scientific Facilities	0.27000				0	56	0.00000
County Bridge	As Voted				0	57	0.00000
Missi or Missouri River Bridge Const.	1.35000				0	58	0.00000
Aid to a Transit Company	0.03375				0	59	0.00000
Maintain Institution received by gift/devise	0.20500				0	60	0.00000
City Emergency Medical District	1.00000				0	466	0.00000
Support Public Library	0.27000				0	61	0.00000
Unified Law Enforcement	1.50000				0	62	0.00000
<b>Total General Fund Regular Levies (5 thru 24)</b>				1,109,891	1,086,420		
Ag Land	3.00375			2,488	2,488	63	3.00375
<b>Total General Fund Tax Levies (25 + 26)</b>				1,112,379	1,088,908		
<b>Special Revenue Levies</b>							
Emergency (if general fund at levy limit)	0.27000			36,390	35,620	64	0.27000
Police & Fire Retirement	Amt Nec				0		0.00000
FICA & IPERS (if general fund at levy limit)	Amt Nec			218,160	213,547		1.61867
Other Employee Benefits	Amt Nec			514,418	503,540		3.81680
<b>Total Employee Benefit Levies (29,30,31)</b>				732,578	717,087	65	5.43547
<b>Sub Total Special Revenue Levies (28+32)</b>				768,968	752,707		
<b>As Req</b>		<b>With Gas &amp; Elec Valuation</b>	<b>Without Gas &amp; Elec Valuation</b>				
SSMID 1		0	0	34	0	66	0.00000
SSMID 2		0	0	35	0	67	0.00000
SSMID 3		0	0	36	0	68	0.00000
SSMID 4		0	0	37	0	69	0.00000
SSMID 5		0	0	555	0	565	0.00000
SSMID 6		0	0	556	0	566	0.00000
SSMID 7		0	0	1177	0	1179	0.00000
SSMID 8		0	0	1185	0	1187	0.00000
<b>Total Special Revenue Levies</b>				768,968	752,707		
Debt Service Levy 76.10(6)	Amt Nec			0	0	70	0.00000
Capital Projects (Capital Improv. Reserve)	0.67500				0	71	0.00000
<b>Total Property Taxes (27+39+40+41)</b>				1,881,347	1,841,615	72	13.94047

  
 (Signature)

  
 (Date)

  
 (County Auditor)

  
 (Date)